

ememory

**A Leading Logic NVM
Company**

IPR Notice

All rights, titles and interests contained in this information, texts, images, figures, tables or other files herein, including, but not limited to, its ownership and the intellectual property rights, are reserved to eMemory. This information may contain privileged and confidential information. Some contents in this information can be found in Logic Non-Volatile Memory (The NVM solutions from eMemory), published in 2014. Any and all information provided herein shall not be disclosed, copied, distributed, reproduced or used in whole or in part without prior written permission of eMemory Technology Inc.

eMemory, NeoBit, NeoFlash, NeoEE, NeoMTP and NeoFuse are all trademarks and/or service marks of eMemory in Taiwan and/or in other countries.

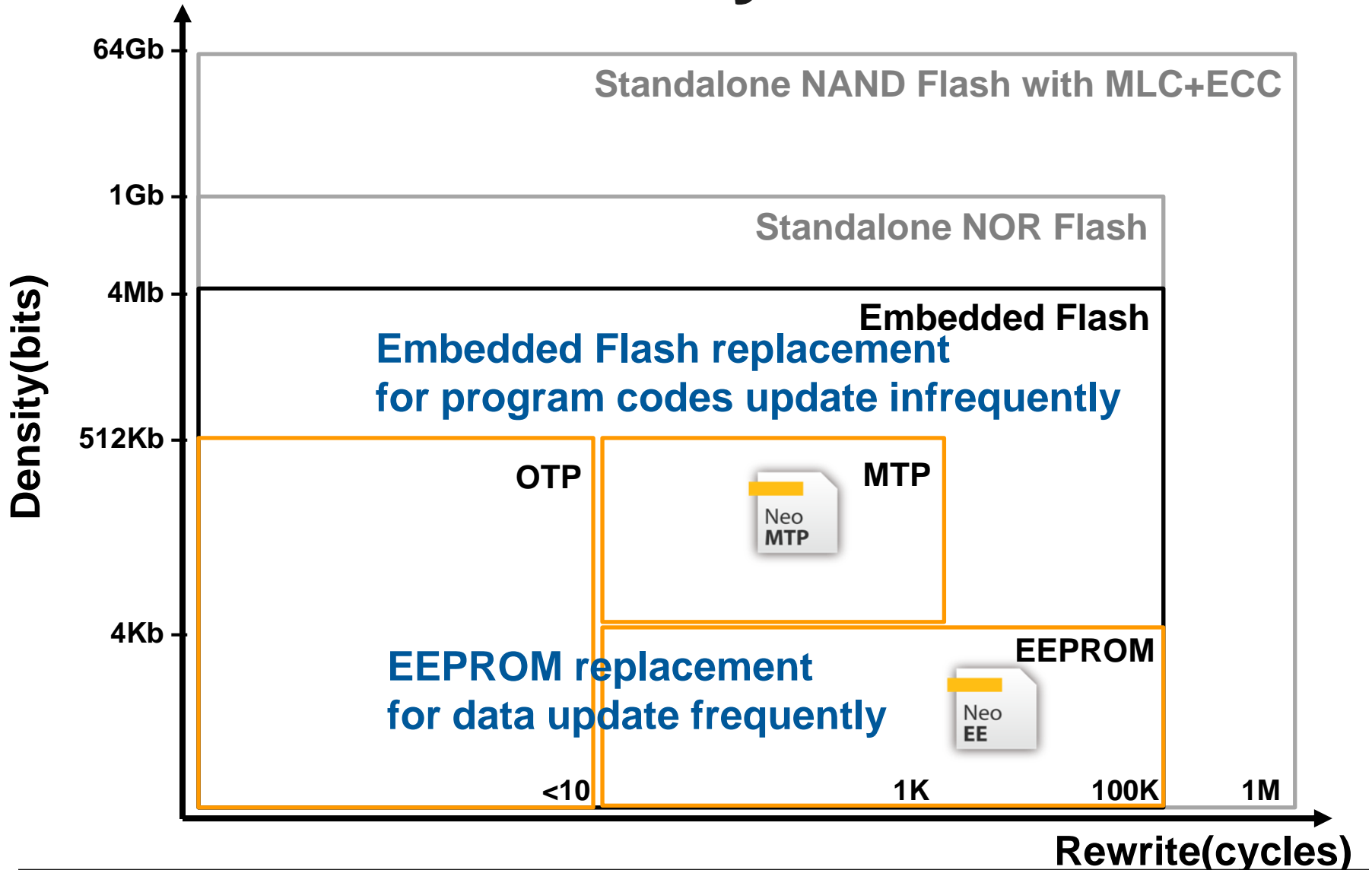
Cautionary Statement

This presentation contains forward-looking statements, which are subject to risk factors associated with semiconductor and intellectual property business. It is believed that the expectations reflected in these statements are reasonable. But they may be affected by a variety of variables, many of which are beyond our control. These variables could cause actual results or trends to differ materially and include, but are not limited to : wafer price fluctuation, actual demand, rapid technology change, delays or failures of customers' tape outs into wafer production, our ability to negotiate, monitor and enforce agreements for the determination and payment of royalties, any bug or fault in our technology which leads to significant damage to our technology and reputation, actual or potential litigation, semiconductor industry cycle and general economic conditions. Except as required by law, eMemory undertakes no obligation to update or revise any forward-looking statements, whether as a result of new information, future events, or otherwise.

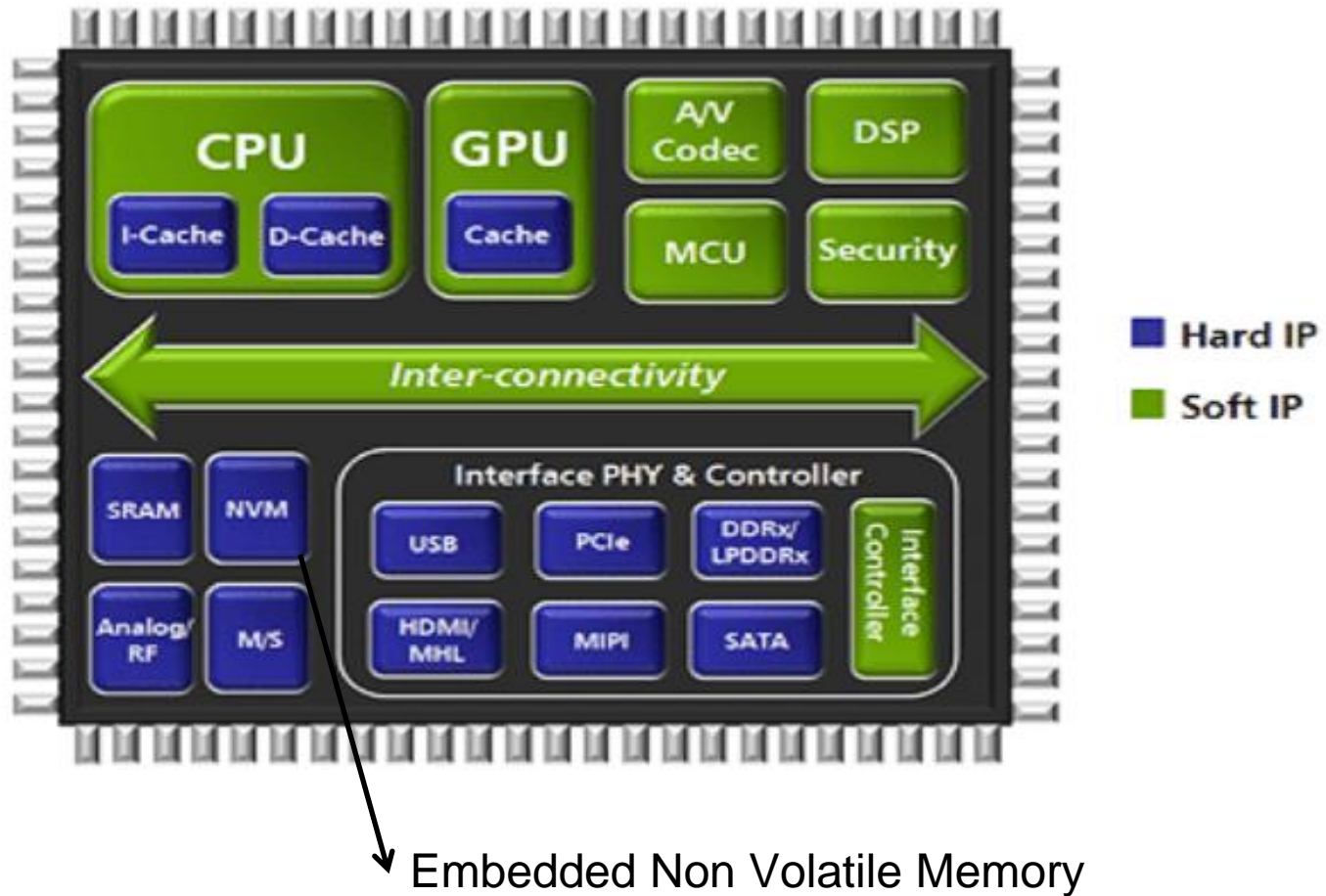
Outline

- **Business Model**
- **Review of Operations**
- **Growth Opportunity and Future Outlook**
- **Q & A**

Nonvolatile Memory Classifications



SOC Block Diagram



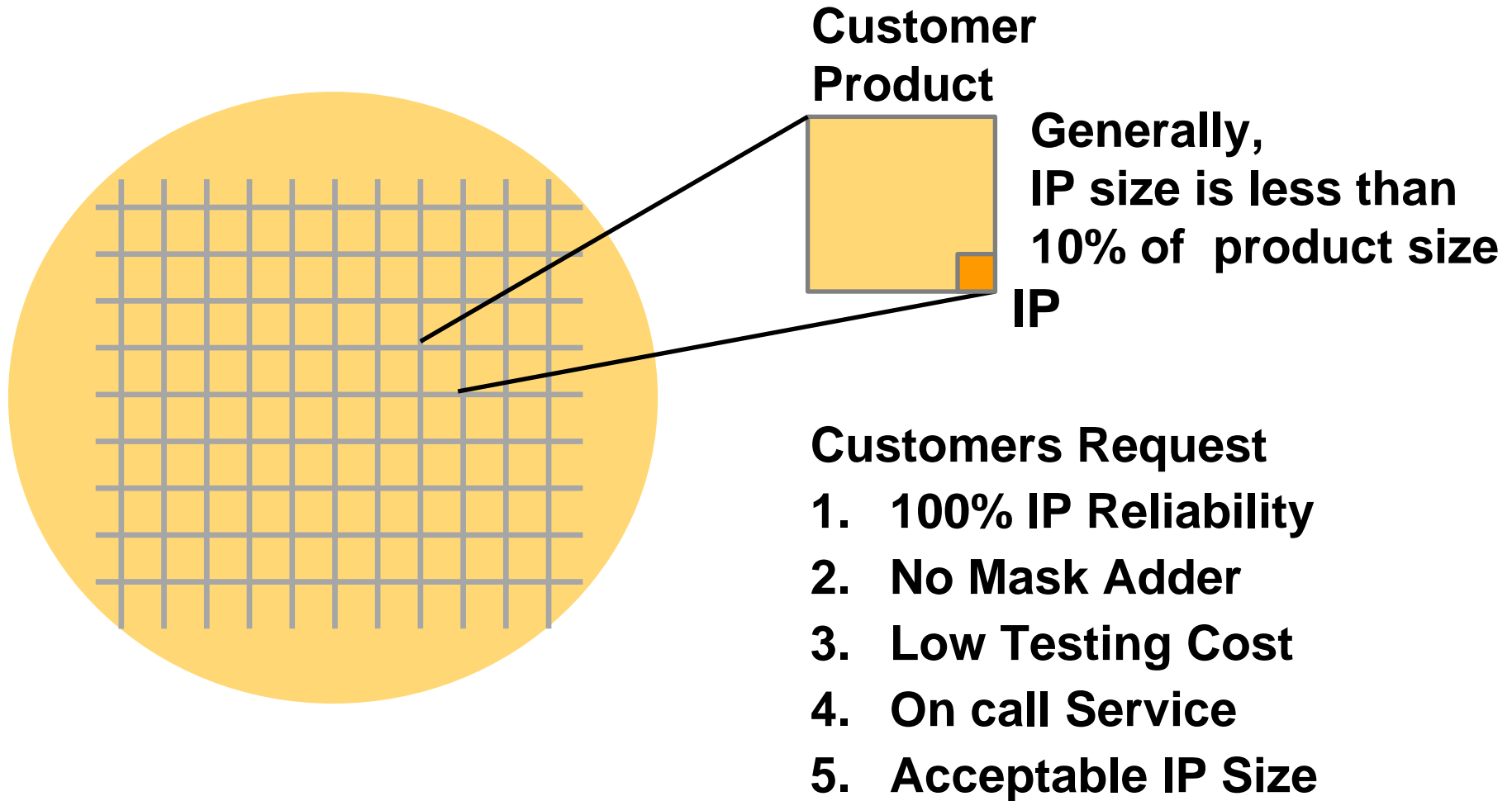
Source : tsmc

Embedded NVM Technologies

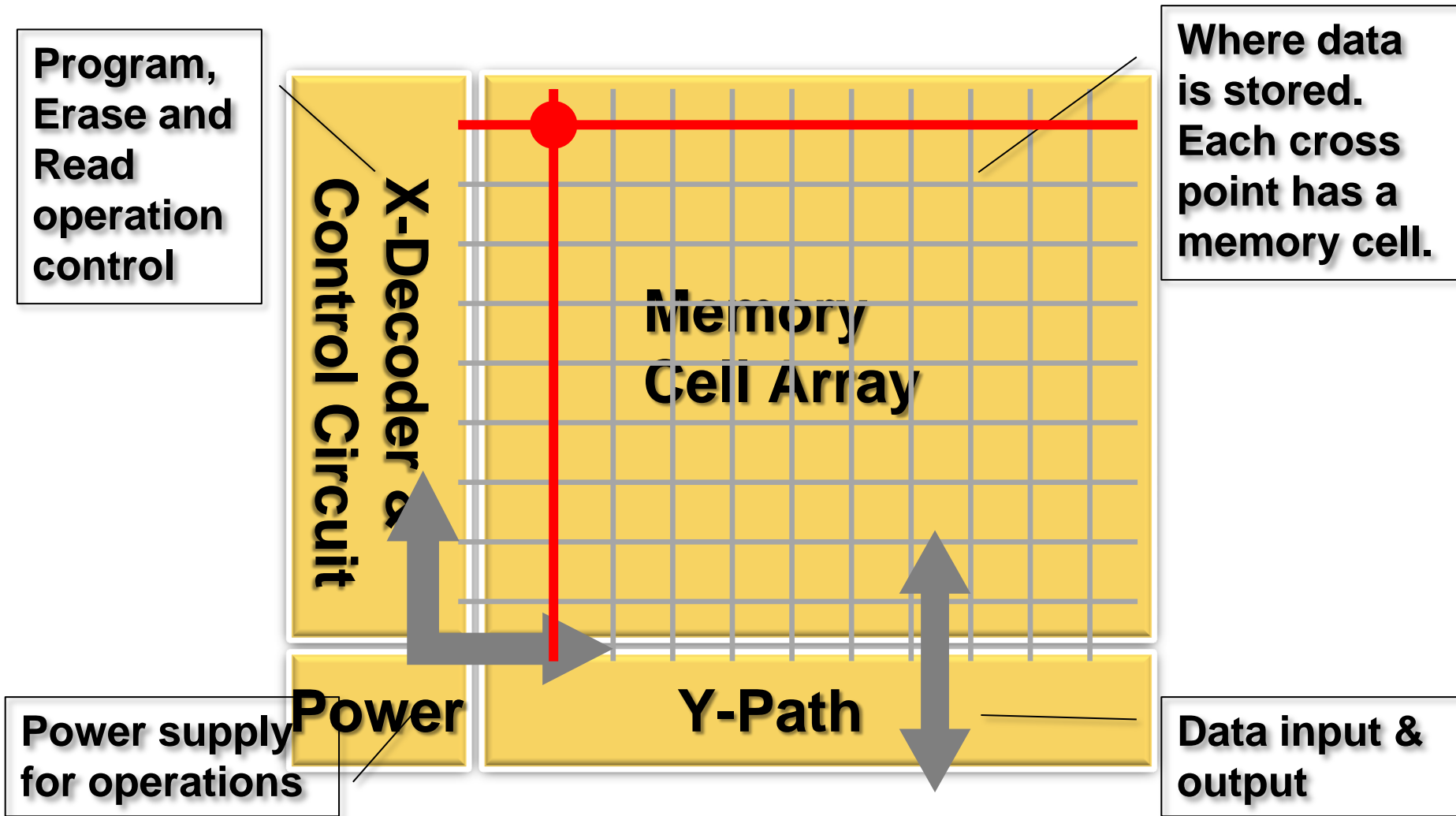
	ROM	eFuse (OTP)	Antifuse (OTP)	CMOS Floating Gate (OTP)	CMOS Floating Gate (MTP)	Embedded Flash
Cell Structure	Transistor	Poly Fuse	Antifuse	Floating Gate	Floating Gate	Floating Gate
Standard CMOS Compatible	Yes	Yes	Yes	Yes	Yes	No
Bitcell Area	< 1	50	1	2	4	1
Endurance	No	No	< 10	< 10	10K-100K	100-1000K
Density	4Kb-1Mb	256bit-4Kb	16bit-1Mb	16Kb-1Mb	1Kb-2M	64Kb-4Mb
Security	Low	Low	High	High	High	High
Additional Steps	None	None	None	None	None	+10 Mask

- ROM not programmable, eFuse cannot scale beyond 16Kb, embedded flash expensive and cannot scale after 40 nm
- eMemory's IPs: OTP (antifuse, floating gate) and MTP (floating gate)

Considerations for IP Adoption

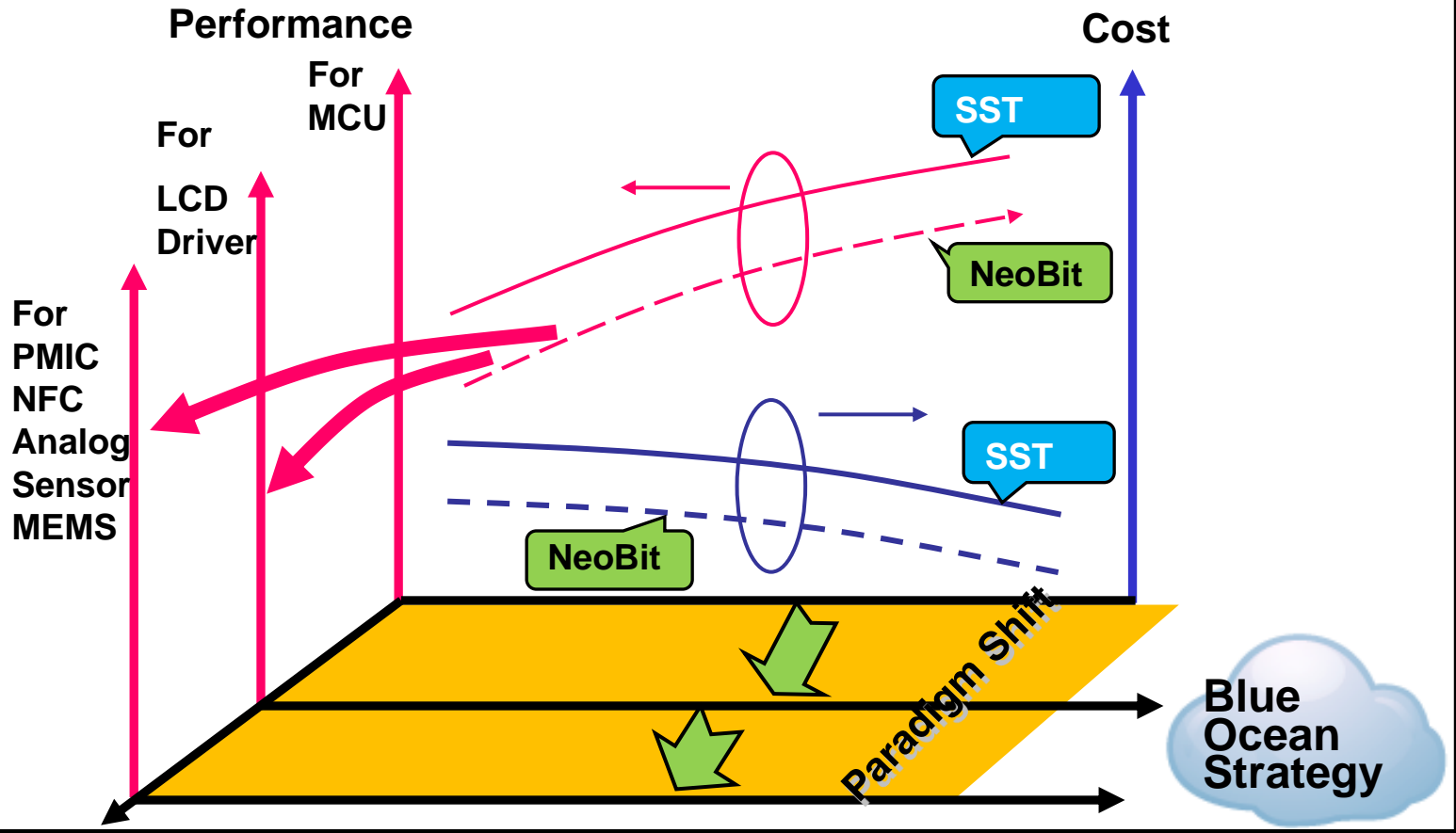


Inside Nonvolatile Memory IP

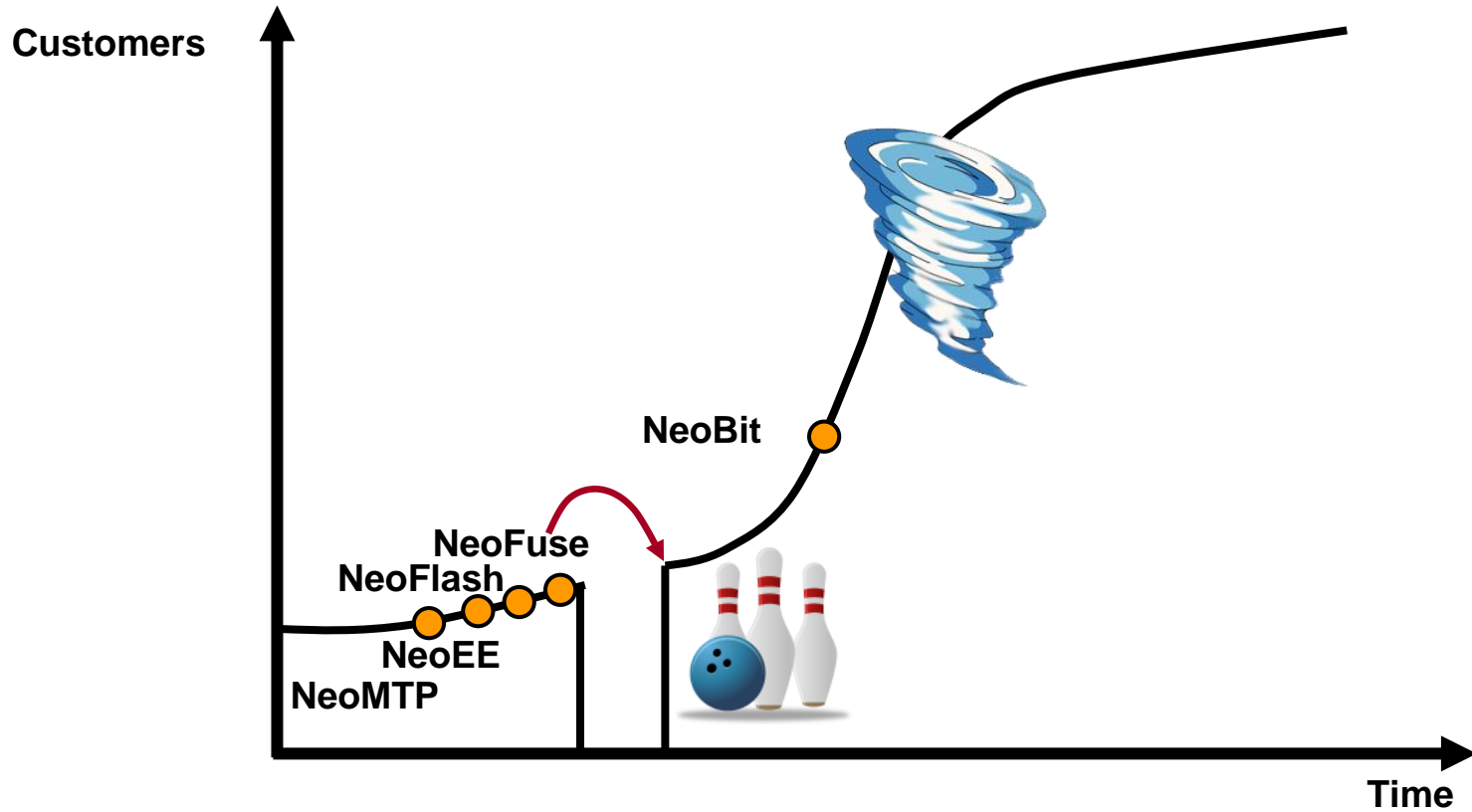


What We Have Done

● *Innovation, Innovation, and Innovation !*




Crossing the Chasm



Business Model

- Founded in 2000. First customer engaged in 2002. Achieved profitability in 2005 and IPO in 2011. The largest logic non-volatile memory IP company, 225 employees (157 R&D)*.
- Since its IPO, the company initiated no new fund raising or bank debt, and has distributed in excess of 100% of earnings in cash dividends.
- **Growth Indices:** 1) No. of on-going technology platforms
2) No. of design licenses
3) Royalty



Note*: As of Feb. 26th, 2016

Worldwide Customers



Foundry



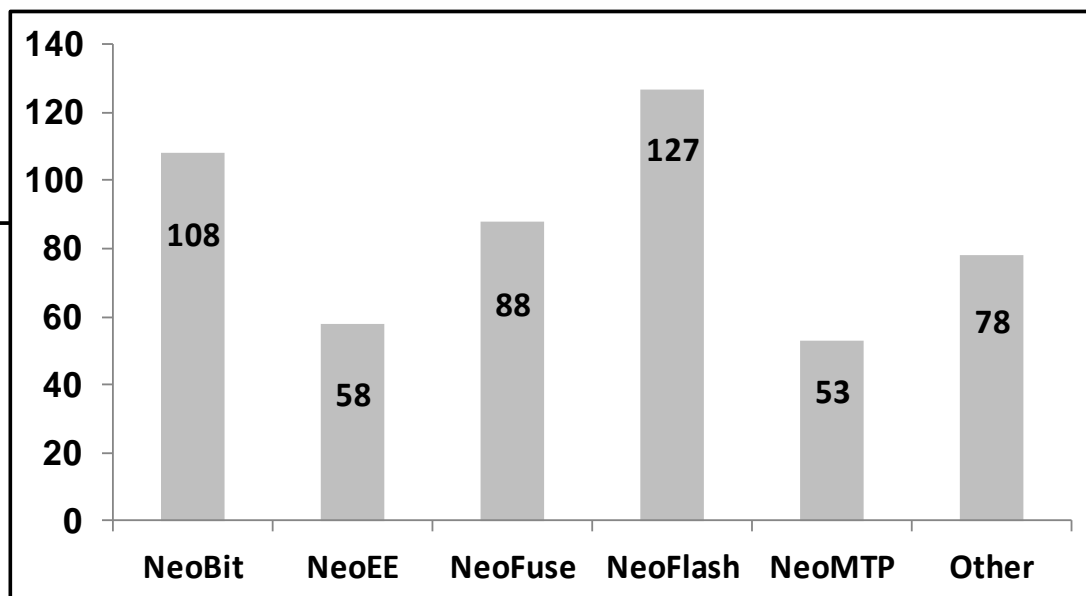
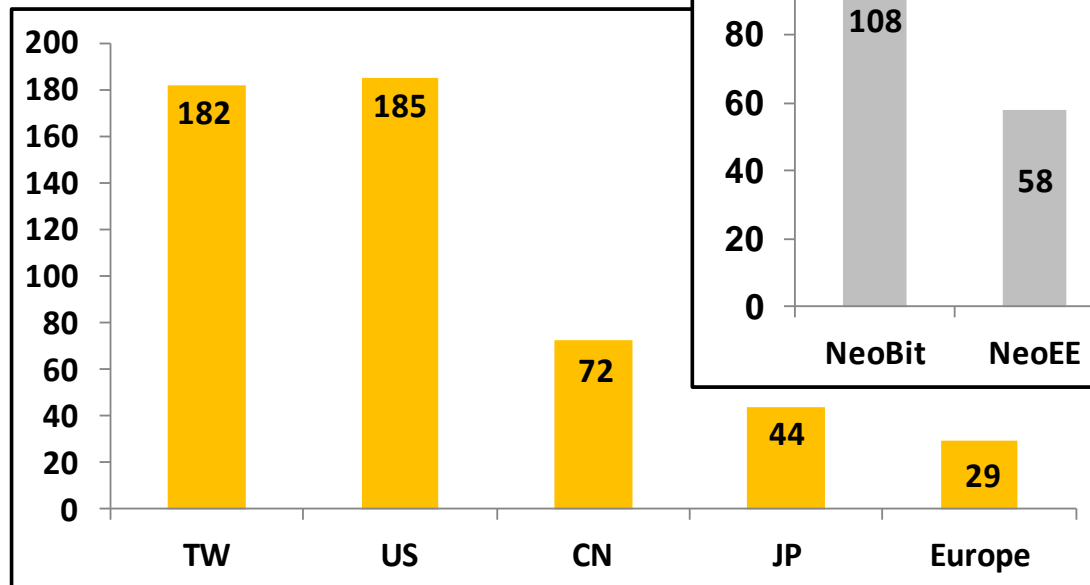
IDM



	Taiwan	China	Korea	Japan	North America	Europe	Others
Foundry	5	7	3	2	1	1	1
IDM	0	0	0	8	2	1	0
Fabless	237	351	51	36	181	94	40

Patent Portfolio

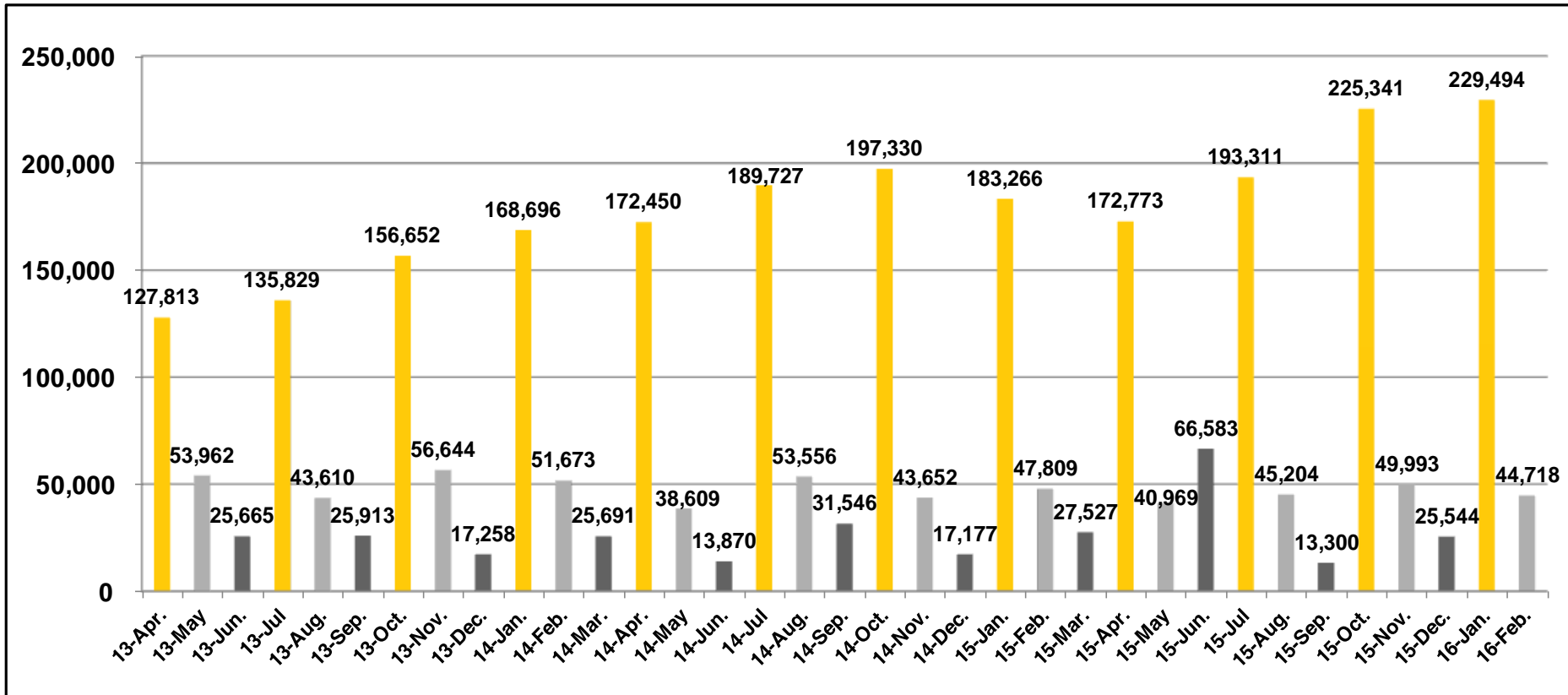
	Q3 15	Q4 15	Diff.
Pending	187	187	-
Issued	304	325	+21
Total	491	512	+21



Quarterly Revenue Pattern

- The quarterly royalty from most of foundries are collected at first month of each quarter and from some other foundries are collected at second month, and none at third month.

Unit : NTD Thousands



Outline

- **Business Model**
- **Review of Operations**
- **Growth Opportunity and Future Outlook**
- **Q & A**

Q4 Revenue Breakdown

Unit: NTD thousands

	2015 Q4	2015 Q3	QoQ	2014 Q4	YoY	2015	2014	YoY
Licensing	69,307	38,167	81.59%	51,849	33.67%	267,512	246,073	8.71%
Royalty	231,571	213,648	8.39%	206,310	12.24%	824,108	757,904	8.74%
Total	300,878	251,815	19.48%	258,159	16.55%	1,091,620	1,003,977	8.73%

Unit: Number of contracts

		2015 Q4	2015 Q3	2015	2014
Technology Licenses		11	4	28	21
Design Licenses	NRE	9	10	57	82
	Usage	104	76	349	363

Financial Income Statement

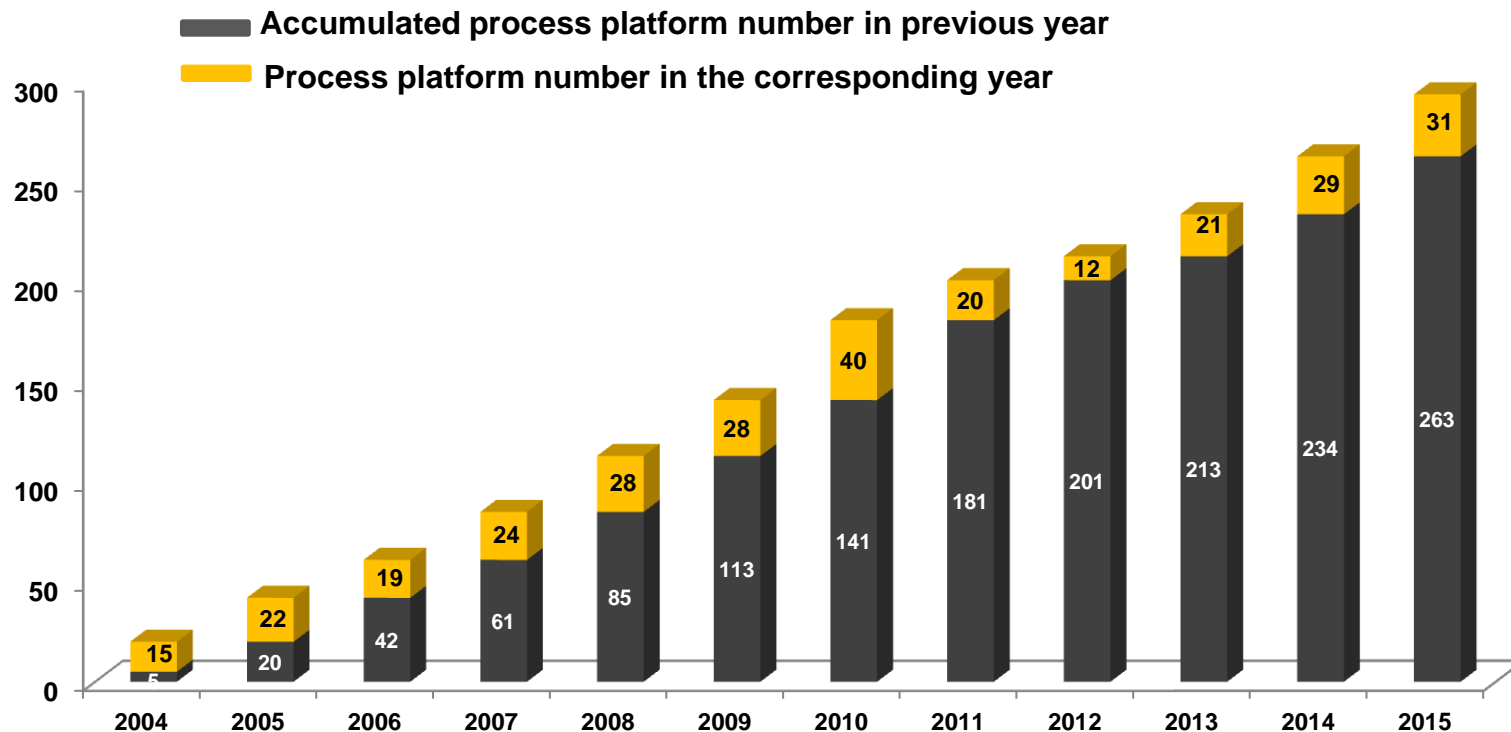
(Unit: NTD thousands)	Q4 15	Q4 14	% change	2015	2014	% change
Revenue	300,878	258,159	16.5%	1,091,620	1,003,977	8.7%
Gross Margin	100%	100%	-	100%	100%	-
Operating Expenses	156,216	148,466	5.2%	570,403	540,286	5.6%
Operating Margin	48.1%	42.5%	+5.6ppts	47.7%	46.2%	+1.5ppts
Net Income	128,090	100,931	26.9%	479,111	418,604	14.5%
Net Margin	42.6%	39.1%	+3.5ppts	43.9%	41.7%	+2.2ppts
EPS (Unit: NTD)	1.69	1.33	27.1%	6.32	5.52	14.5%
ROE	28.4%	23.4%	+5.0ppts	26.6%	24.3%	+2.3ppts

Technology License

Unit: Number of contract

Year	2013	2014	2015
License number	19	21	28

Note: The terms (including number of process platforms and licensing fees) for each technology license are set contractually. Payments are made according to set milestones, and there are no particular seasonal factors involved.



Current Technology Development Platforms

- Total (As of Dec.) : **100**
- **16** for NeoBit, **38** for NeoFuse, **26** for NeoEE, and **20** for NeoMTP.

	10nm	14/16nm	28nm	40nm	55/65nm	80/90nm	0.11~ 0.13um	0.15~ 0.18um	>0.25 um	Total
NeoBit	-	-	-	-	-	-	5	11	-	16
NeoFuse	1	3	9	4	9	3	6	3	-	38
NeoFlash	-	-	-	-	-	-	-	-	-	0
NeoEE	-	-	-	2	-	1	6	17	-	26
NeoMTP	-	-	-	1	2	2	4	11	-	20

Current Technology Development Platforms

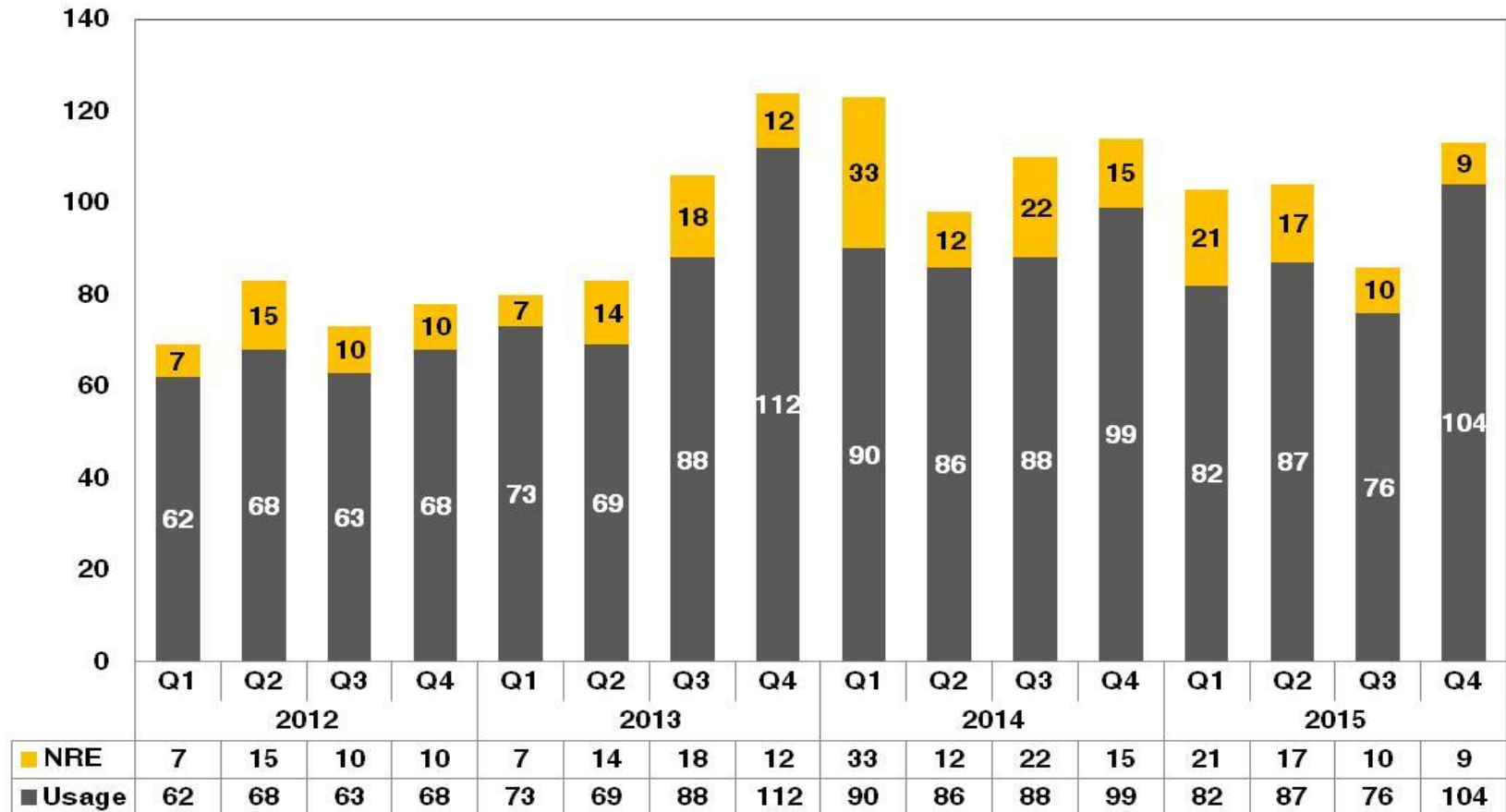
12" Fabs	Production	Development	NVM Type	Process Type
10nm	0	1	OTP	FF
14/16nm	0	3	OTP	FF+
28nm	5	9	OTP	LP/HPM, HLP/HPM, LPS
40nm	2	7	OTP, MTP	HV-DDI, LP
55/65nm	10	11	OTP, MTP, Flash	LP, HV-DDI, HV-OLED, DRAM, CIS
80/90nm	5	6	OTP, MTP	HV-DDI, HV-OLED, LP
0.13/0.11um	6	4	OTP, Flash	HV-DDI, BCD, Generic
0.18um	1	0	OTP	BCD

8" Fabs	Development	NVM Type	Process Type
0.13/0.11um	17	OTP, MTP, Flash	HV-DDI, BCD, LP, RF, CIS, LL
0.18/0.16/0.152um	42	OTP, MTP	Generic, LP, LL, MR, HV, Green, BCD
0.25um	0	OTP, MTP	BCD
0.35um	0	OTP	UHV

*As of Dec. 31, 2015

Quarterly Design Licensing (New Tape Out)

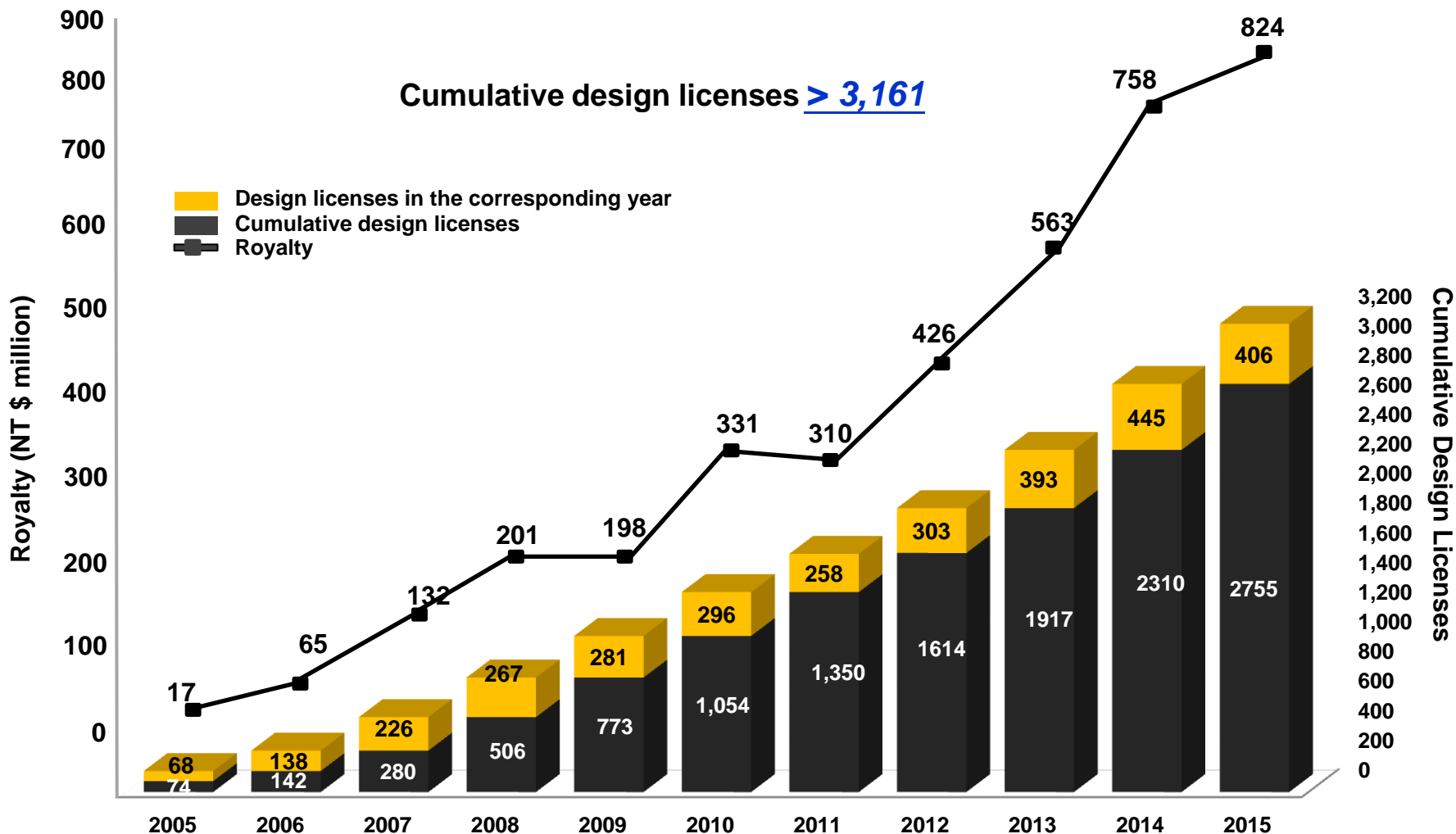
- Total **406** NTO in 2015 (**445**@2014 **393**@2013, **303**@2012, **258**@2011)



Usage : Usage of pre-qualified and verified IP (charged by per product tape out or annual package), the cycle time from design implementation to royalty payments for mass production is faster, typically less than one year.

NRE: NRE covers the customization of IP that must undergo new verification or qualification. It typically requires 1 to 1.5 years before resulting in royalty revenue.

Cumulative Licenses Drive Future Royalties

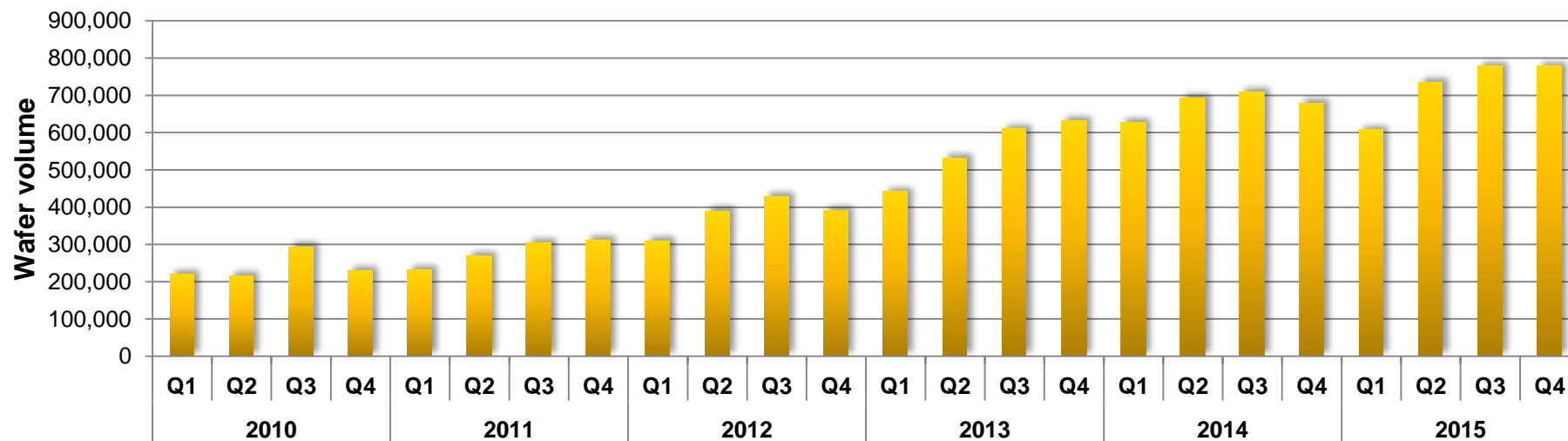


note 1: Due to the 2009 recession, royalty income was down annually 1.5%.

note 2: Pre-payment of royalty fees by a single customer contributed to 2010 annual growth of 67%, causing a drop of 6.3% in the following year, 2011.

note 3: CAGR for 2009-2013 was 30%.

Wafer Production Volume



embedded eMemory IP in T Company (\$revenue); * % of Process node in T company total revenue in Q4 15

	Process node	*% of T	Q4 15	Q3 15	2015	2014
8"	0.25/0.35	4%	47.61%	38.2%	33.49%	30.5%
	0.15/0.18	11%	10.11%	7.9%	8.73%	11.9%
	0.11/0.13	3%	29.24%	30.9%	29%	20.8%
12"	90nm	7%	20.20%	21.8%	19.85%	16.3%
	65nm	11%	0.61%	0.9%	0.55%	0%
	40/45nm	14%	0%	0%	0%	0%
	28nm	25%	0.18%	0.02%	0.05%	0%
	16/20nm	24%	0%	0%	0%	0%
8"		19%	21.64%	16.3%	16.64%	15.6%
12"		81%	1.88%	2.3%	1.87%	1.4%
Total		100%	5.42%	5.0%	4.76%	4.5%

Outline

- **Business Model**
- **Review of Operations**
- **Growth Opportunity and Future Outlook**
- **Q & A**

eMemory's NVM Technologies

- **Logic NVM portfolio offers one-stop-shop solution.**

- › Compatible to any process
- › Robust structure
- › Low process cost
- › Competitive macro sizes
- › Easy integration
- › Easy porting

eMemory's NVM Technology	OTP			MTP	
	NeoBit	NeoFuse	NeoFlash	NeoEE	NeoMTP
Product Type	OTP	OTP	Flash	EEPROM	MTP
Endurance (Cycles)	10	10	1K~10K	10K~100K	1K~10K
Additional Mask Steps	0	0	2-3	0	0
Technology	Floating gate	Anti-Fuse	SONOS	Floating gate	Floating gate
Scalability	Simple	Simple	Simple	Simple	Simple
Memory Density	HD < 512Kb GHD < 16Mb	< 4Mb	< 2Mb	< 4Kb	< 512Kb

Applications by Technology

12"

8"

16/20nm

28nm

40nm

55/65nm

80/90nm

110/130nm

160/180nm

250nm

350nm

NeoBit

NeoFuse

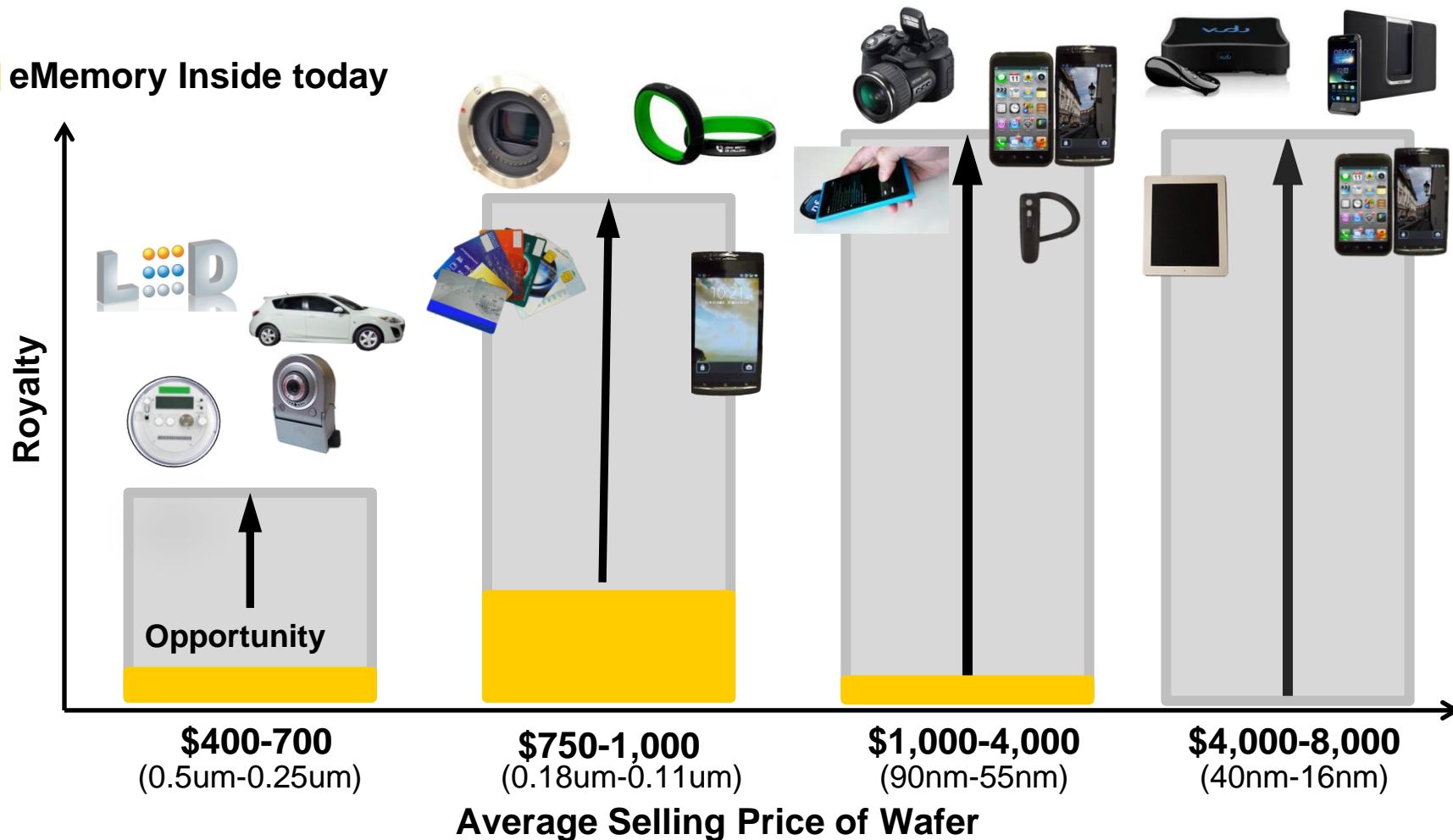
NeoFlash

NeoEE

NeoMTP

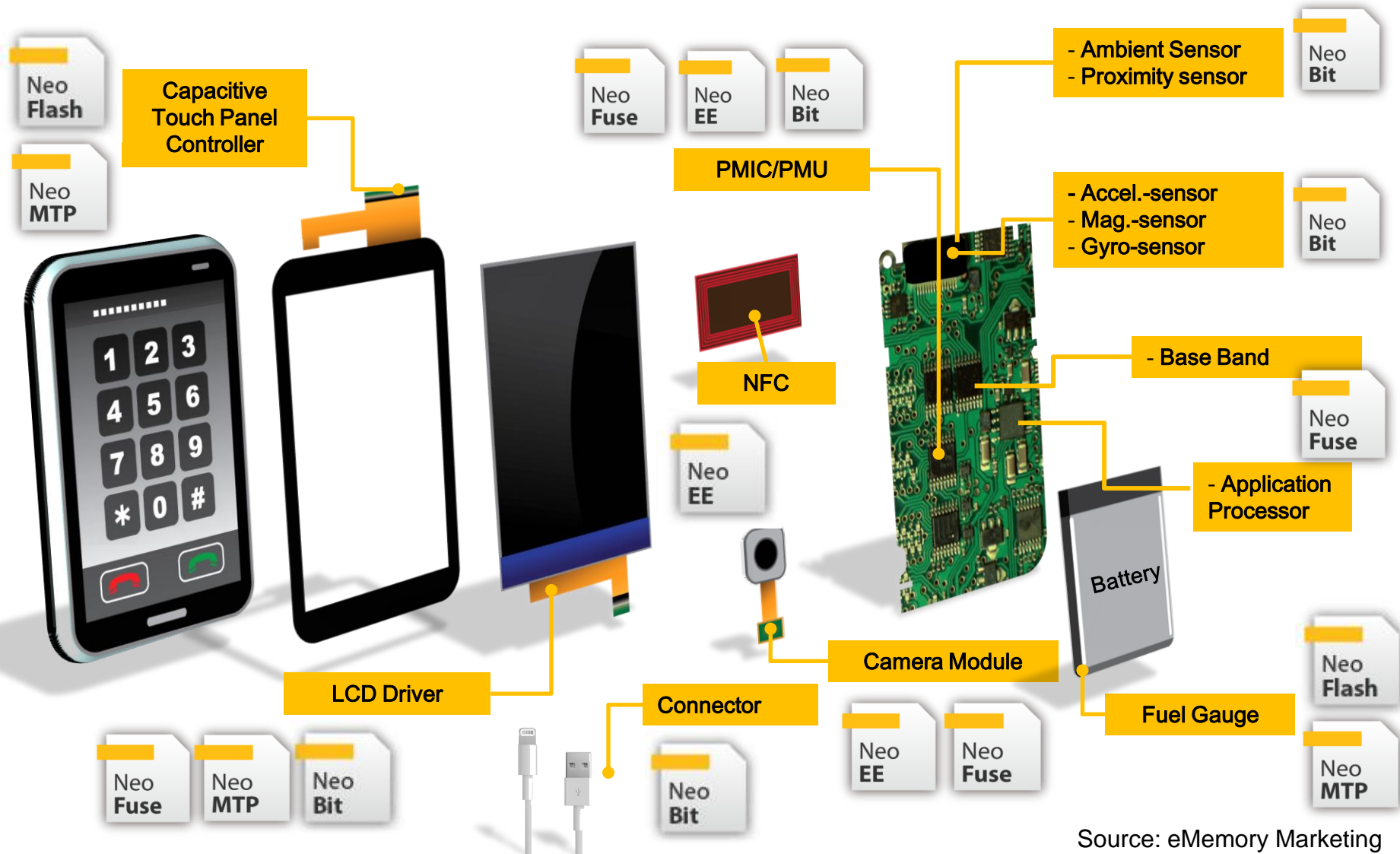
Opportunity at all Price Points

 eMemory Inside today



Note: 2.2 million 8" equivalent wafers with eMemory IP were shipped in 2013. (~5% of WW foundry shipment)

eMemory IP in Smart Phone



Source: eMemory Marketing

Benefits from Using eMemory IPs

Design-in for

1. Trimming
2. Parameter Setting
3. Code Storage
4. Identification Setting
5. Encryption
6. Function Selection

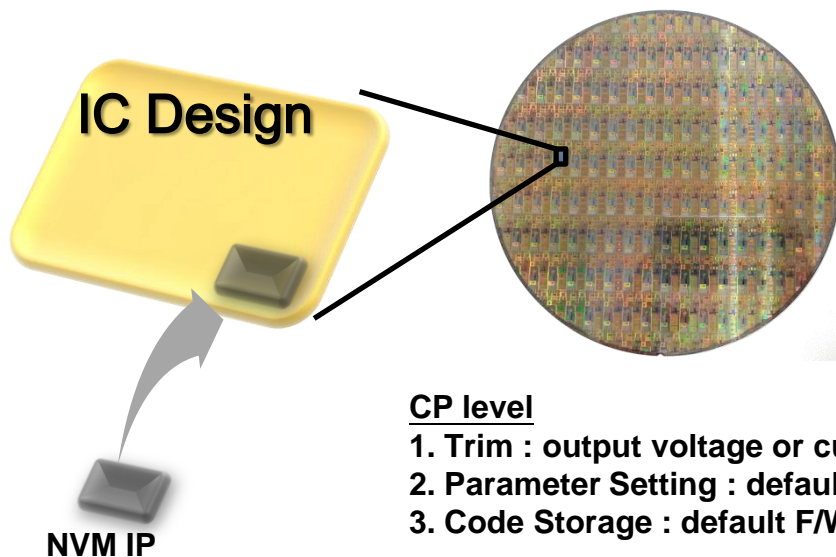
Package/FT level

1. Trim : SPEC shift
2. Parameter Setting : cross chip optimization
3. Identification Setting : manufacturer resume
4. Function Selection : setting for target market

CP Test


Package/FT

System Assembling




CP level

1. Trim : output voltage or current
2. Parameter Setting : default value
3. Code Storage : default F/W code



System Assembling

1. Parameter Setting : cross chip optimization
2. Code Storage : F/W code modification
3. Identification Setting : manufacturer resume
4. Encryption : Security algorithm or key storage



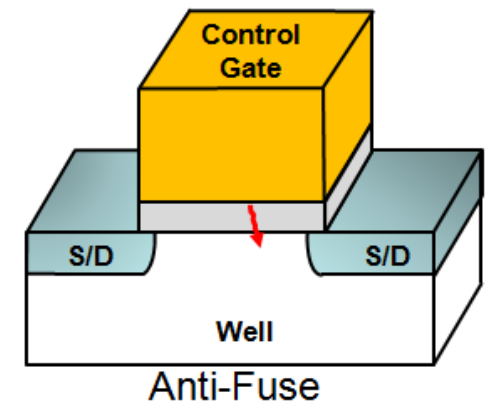
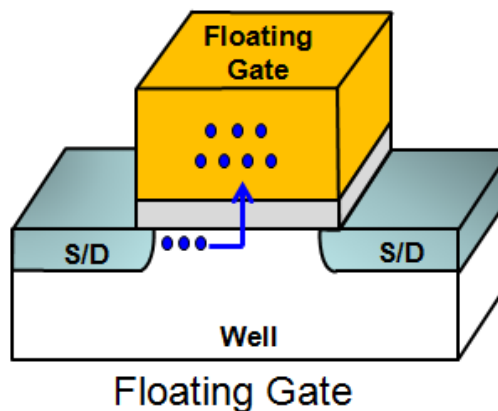
Invisibility for Security

- Provide “Invisible Hardware Key” for invisible storage
- Prevent reverse-engineering to detect content of security key
- Protect firmware and hardware of ICs from pirating
- Extend & protect customer’s business

eFuse Key: Data is easily observed



Invisible Hardware Key : Data is hard to be detected



Security & Protection

Authorized Product




**reverse
copy**

re-produce



without protection

Fake Product

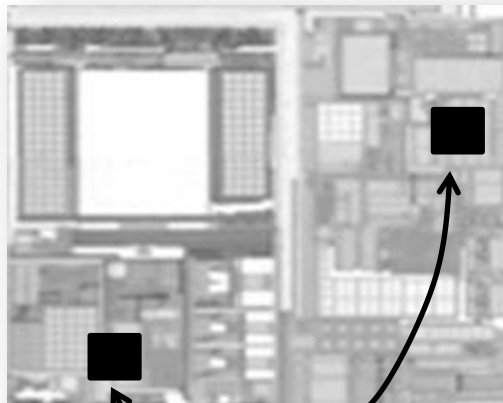


**reverse
copy**


re-produce



with protection

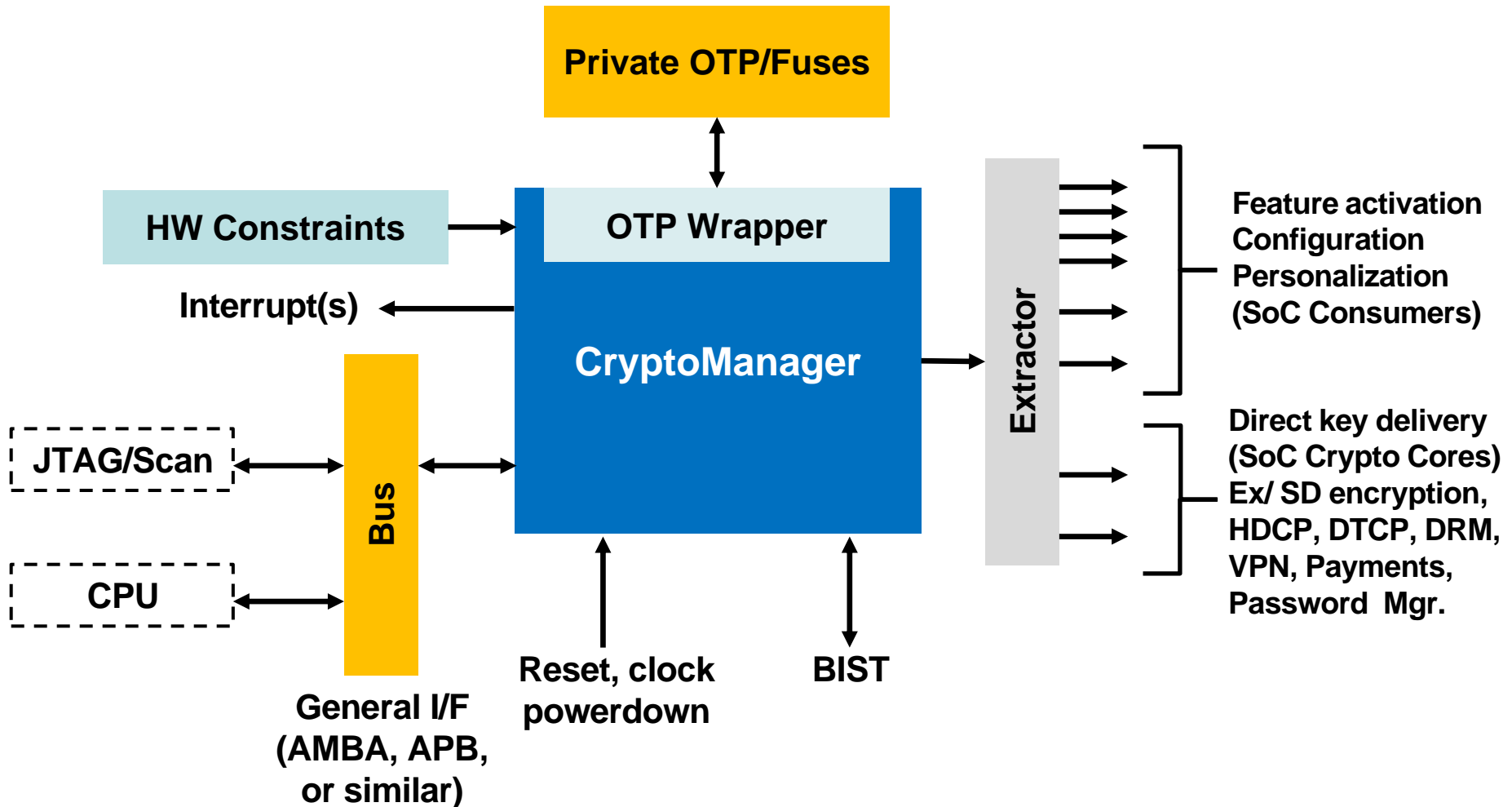


**Security IP/Code by
Authorized Use**



**Can NOT Work w/o
Security IP/Code**

OTP for security storage

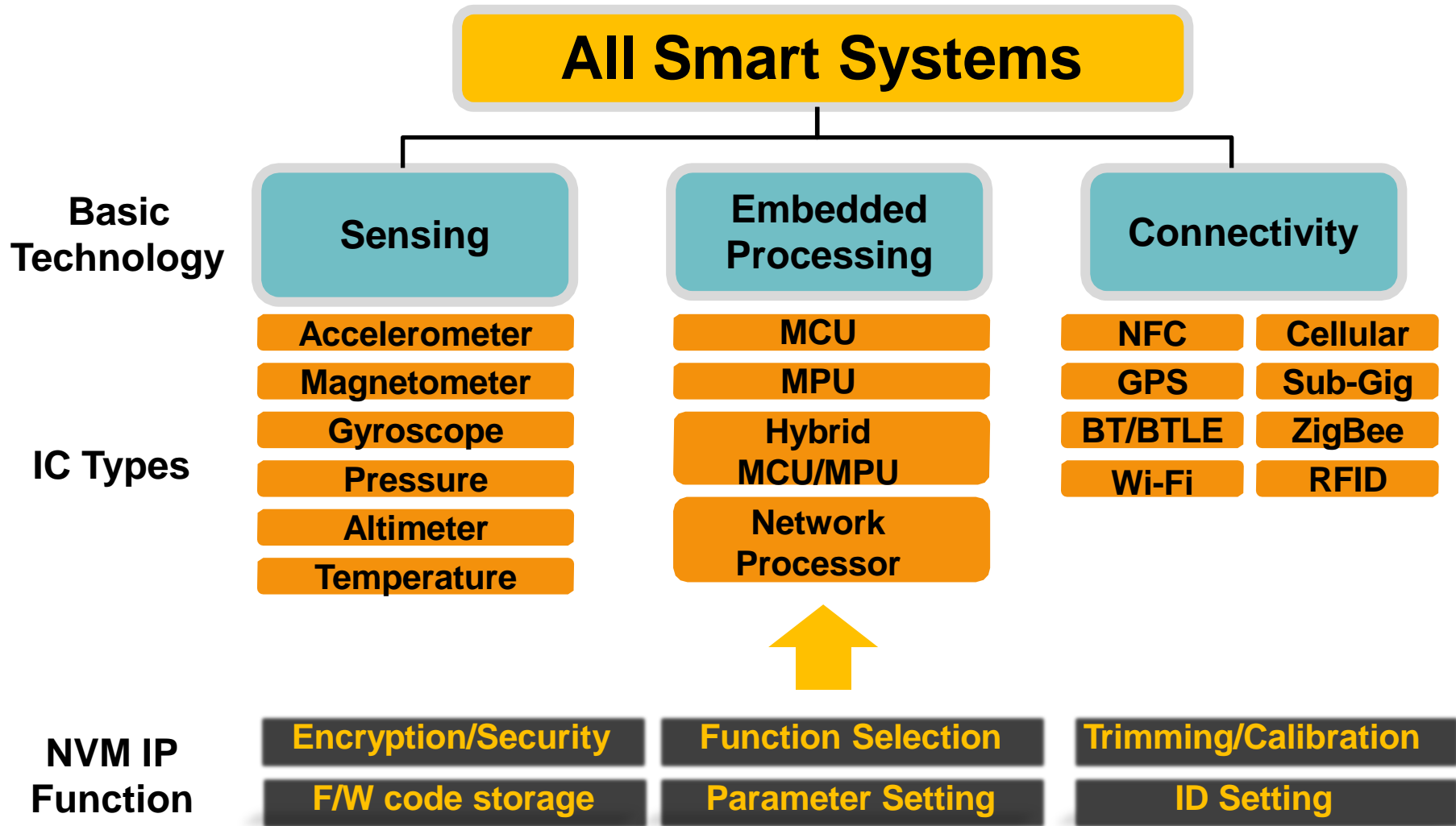


Source : Rambus crypto manager platform

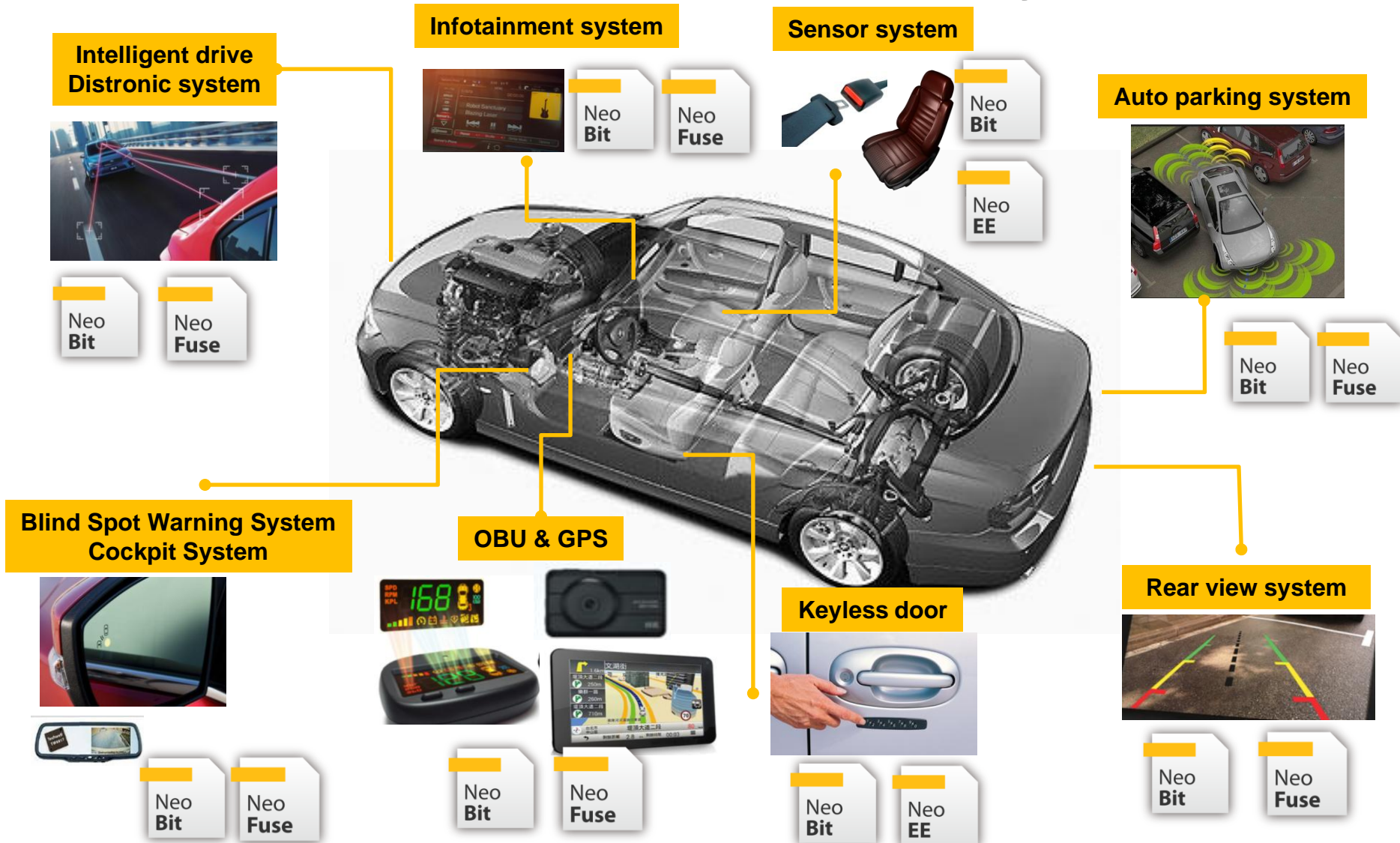
Security with eMemory IPs



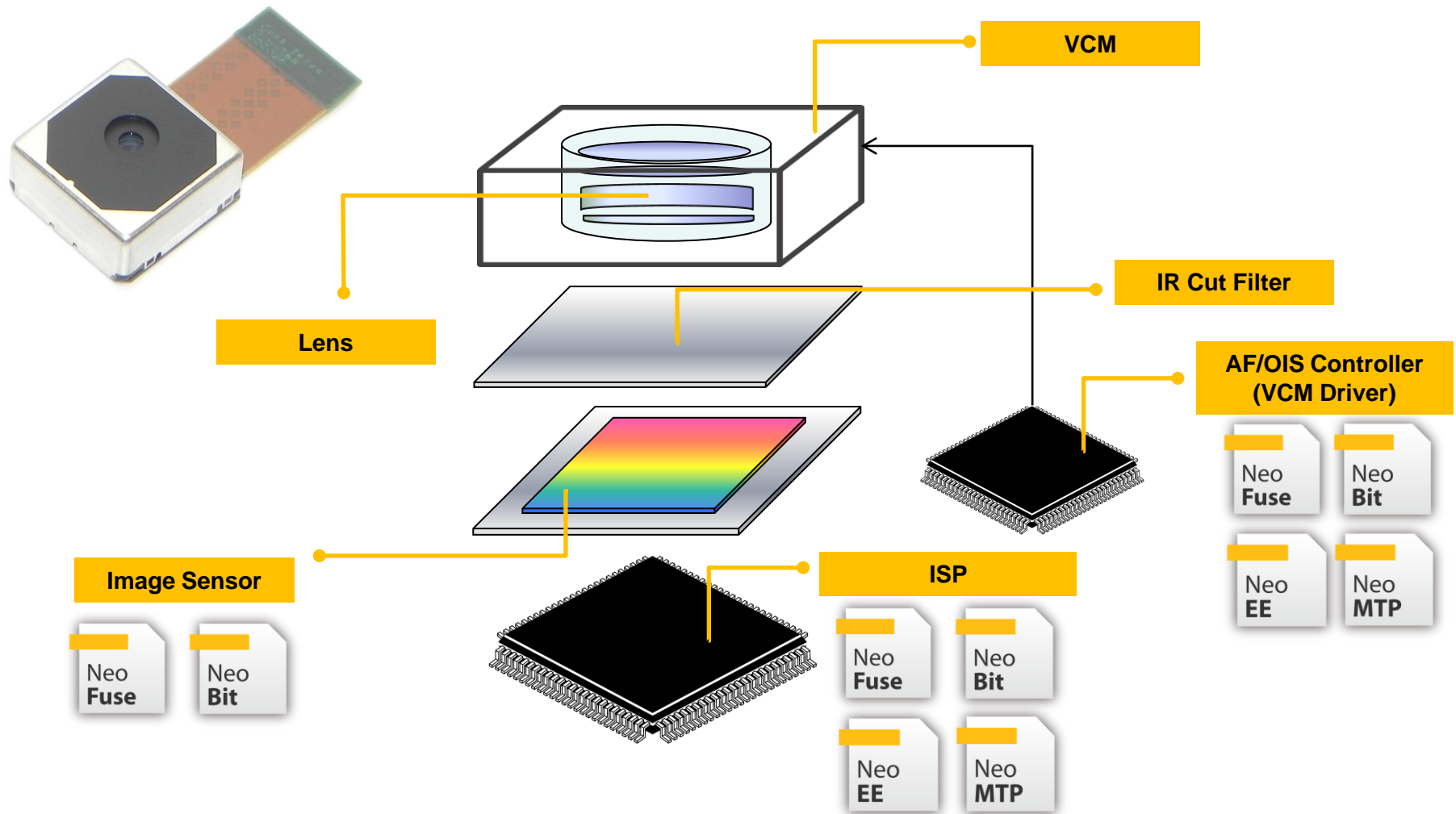
NVM IP Demand in IoT



Autotronics with eMemory IPs




Imager Module with eMemory IPs



Advanced LCD Driver ICs

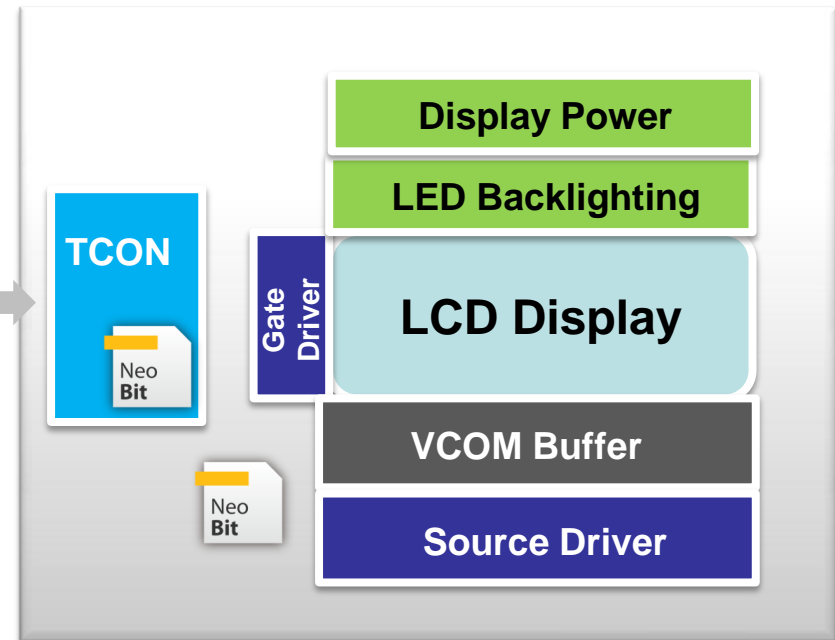
Process Technology : 0.11um HV/80nm HV/55nm HV



I/F
(LVDS, MIPI,...)




DDI



Density	Endurance	NVM Type	Purpose	NVM Usage
2K8~4K8	1	OTP	Trimming	1. Accuracy enhancement 2. Mismatch cancellation
			Code Storage	1. Gamma Correction Table 2. Timing Control Pattern 3. Color Engine Enhancement

Power Management ICs for Baseband and Application Processor

Process Technology : Advanced 0.25um BCD/ 0.18um BCD/ 0.13um BCD
Mature 0.18um/0.16um/0.152um Logic

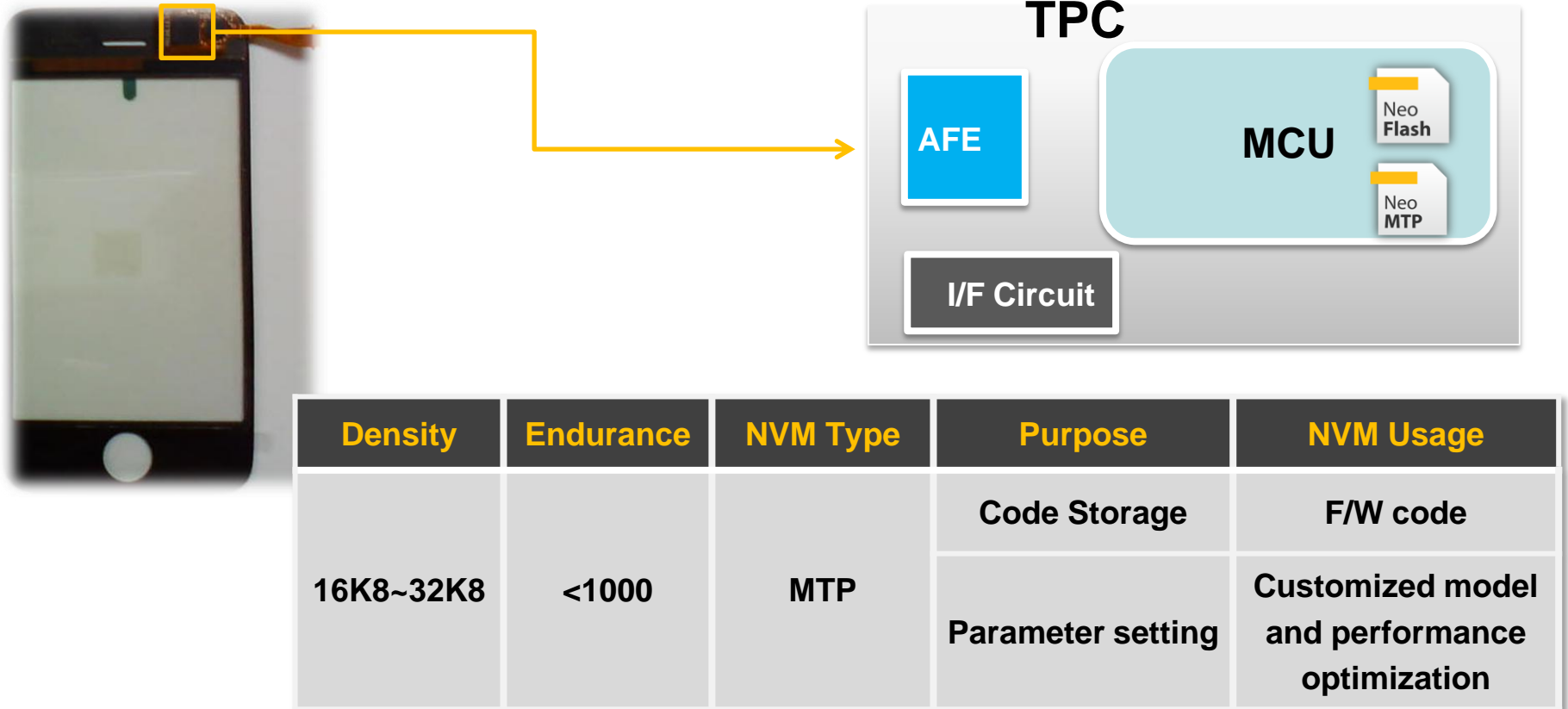


Density	NVM Type	Purpose	NVM Usage
2Kb~4Kb	OTP	Trimming	DC/DC, Bandgap
		Parameter Setting	Design flexibility & Performance optimization
		Code Storage	Start-up behavior & smart power saving algorithm



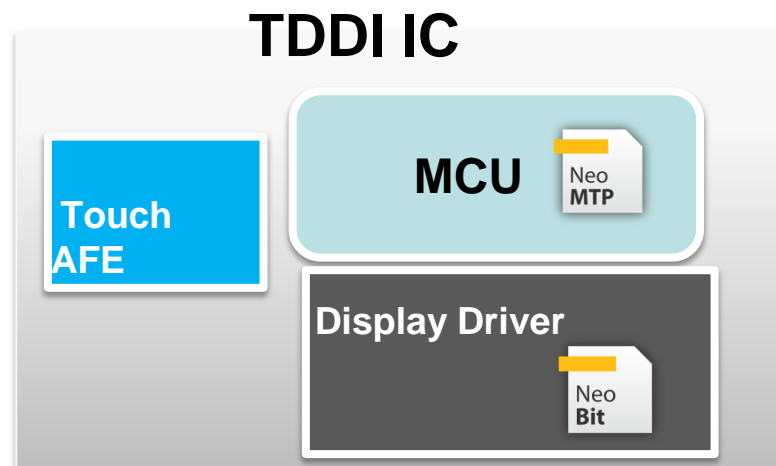
Touch Panel Controller ICs

Process Technology : 0.16um HV/0.11um G



In-Cell Touch Panel Controllers ICs


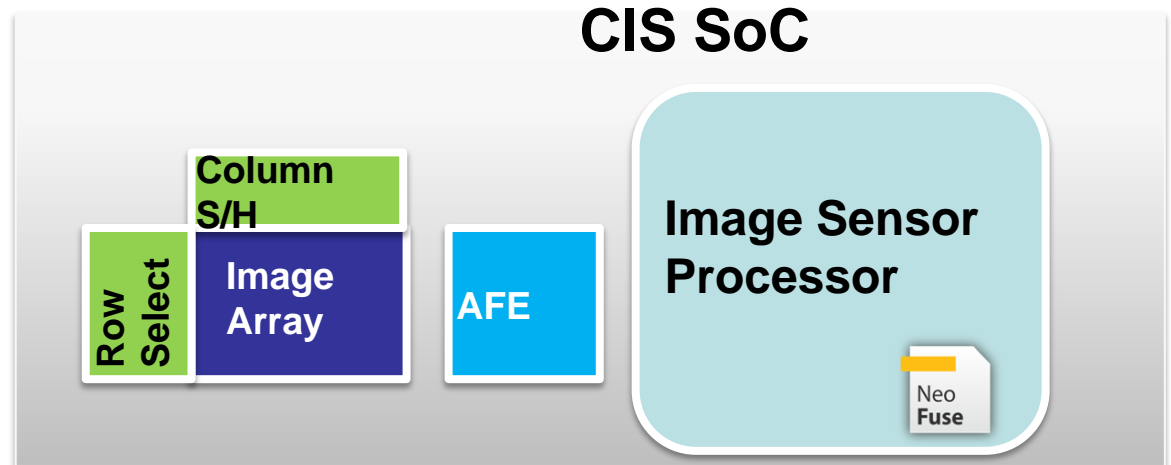

Process Technology : 0.11um HV/80nm HV/55nm HV



Density	Endurance	NVM Type	Purpose	NVM Usage
2K8~4K8	1	OTP	Trimming	Accuracy
			Code Storage	Gamma Table
16K8~32K8	<1000	MTP	Code Storage	Touch F/W Code
			Parameter setting	Performance Optimization

CMOS Image Sensor

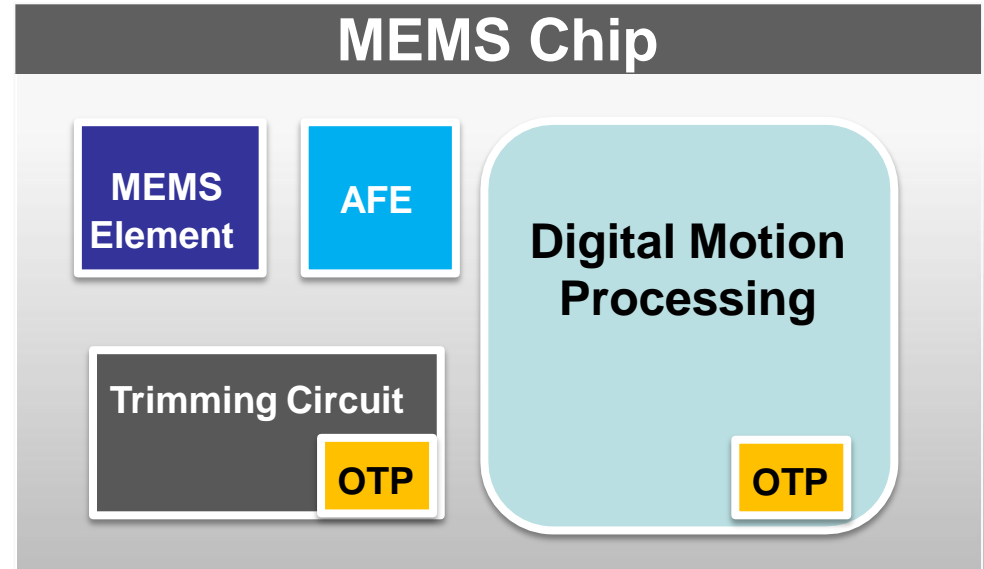
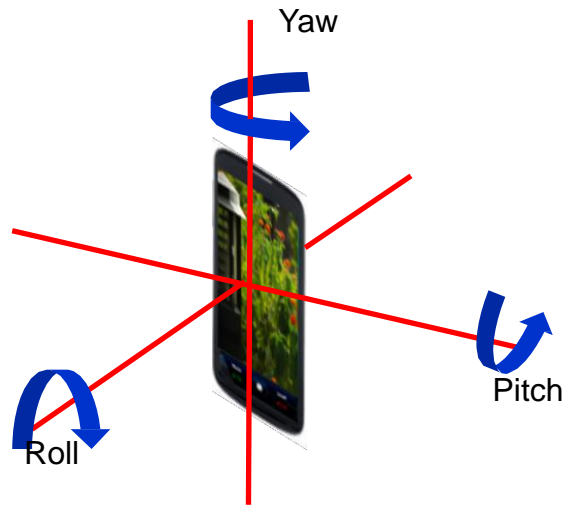
Process Technology : 0.11um CIS/90nm CIS/65nm CIS



Density	Endurance	NVM Type	Purpose	NVM Usage
2Kb~4Kb	1	OTP	Identification Setting	Product Code
			Parameter Setting	Start-up Initial Setting
32K8	1	OTP/ROM	Code Storage	Boot Load

MEMS

180/160/15x nm HV/Logic for MEMS Controller




Density	NVM Type	Purpose	NVM Usage
2Kb~4Kb	OTP	Trimming	Factory trimming
		Parameter Setting	Signal filtering
		Code Storage	Geometric computation

Replacement of Embedded Flash for Competitiveness Improvement

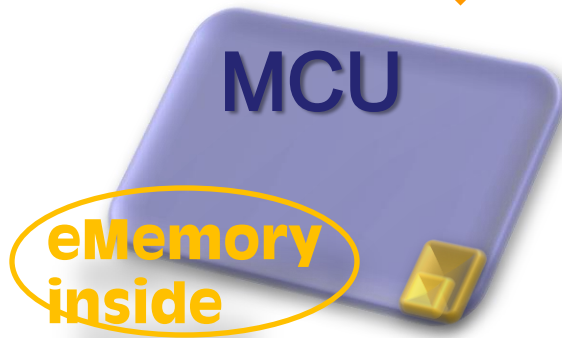


product design & manufacturing by
embedded Flash
Logic Process + 10 Masks



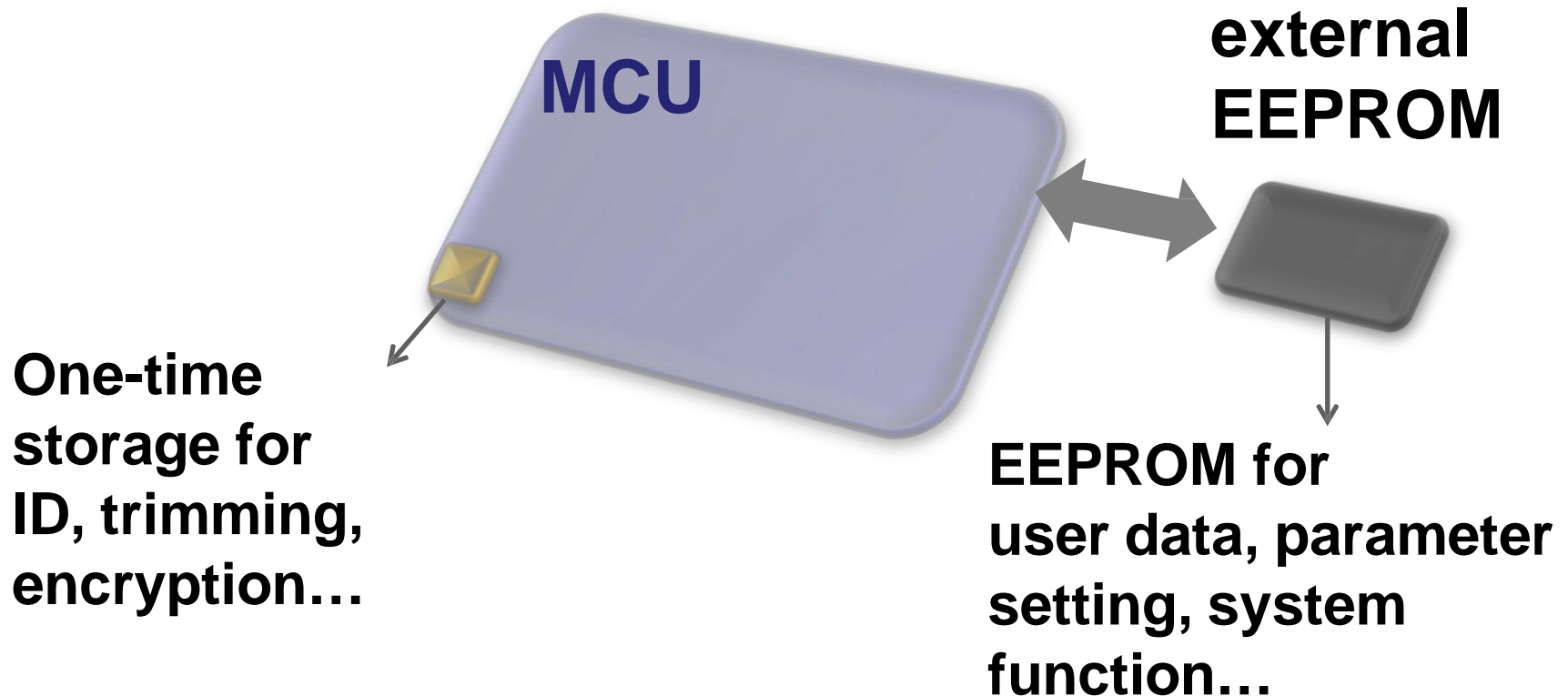
*30% more
cost reduction*

*wafer cost &
testing time*



product design & manufacturing by
Embedded Logic NVM (OTP/MTP)
Logic Process

MCU Applications with EEPROM



NeoBit + NeoEE

Hybrid NVM solution (NeoBit + NeoEE) with customized SPEC & optimized size



- **One single IP by integration of NeoBit & NeoEE**
- **Help for system size reduction**

Wafer Demand by IC Type

IC Type	Equa to 8-inch wafer (K)
AP	5740
PMU	5255
Base Band controller	2945
Smart card controller	2683
Fingerprint	2500
CIS sensor	2215
LCD driver (int with TCON)	1955
Gauge IC	708
TV controller	619
Touch panel controller (C)	602
Connectivity	463
STB controller	348
DC-DC/AC-DC	239
Wifi controller	231
Accelator sensor controller	166
LED driver	140
Light snesor	126
Gyroscope sensor controller	120
BT controller	107
TAG IC	104
MCU (8bits, LV/3.3V)	90
MCU (8bits, pure 5V)	88
ISP	82
DVD controller	67
P-Gamma	47
NB CAM controller	38
Pressure sensor controller	23
Touch pad controller	16
PC CAM controller	14
Touch panel controller (R)	3
TCON (w/o driver)	3
Speech controller	0

2015 Q3 updated

Outlook for Q4 and Beyond

- License fee expected to grow due to the successful development in advanced nodes.
- PMIC continually extends to the application of wireless charger and fast charger related products.
- 55nm DDI continues volume production. More than 50 tape out were done in past two years.
- 28nm Set-top Box processor starts to volume production. There are more customers will tape out new products in Q1 2016.

Outlook for Q4 and Beyond

- **Fingerprint and CIS customers start to small volume production.**
- **The qualification of 16nm FF+ started and expected to be completed at end of March 2016.**
- **16nm FFC verification is successful. Qualification will be started in Q1 2016.**
- **10nm FF IP will tape out in March and already has customer engagement.**
- **More projects on automotive, the applications extend from PMIC to LCD Driver.**

Key Growth Drivers

Growth in application per mobile devices

- More chip applications per smartphone/tablet product.

Growth into more markets

- From consumer electronics and mobile devices to wearable devices.
- Adding new NVM product lines further enable more product applications.

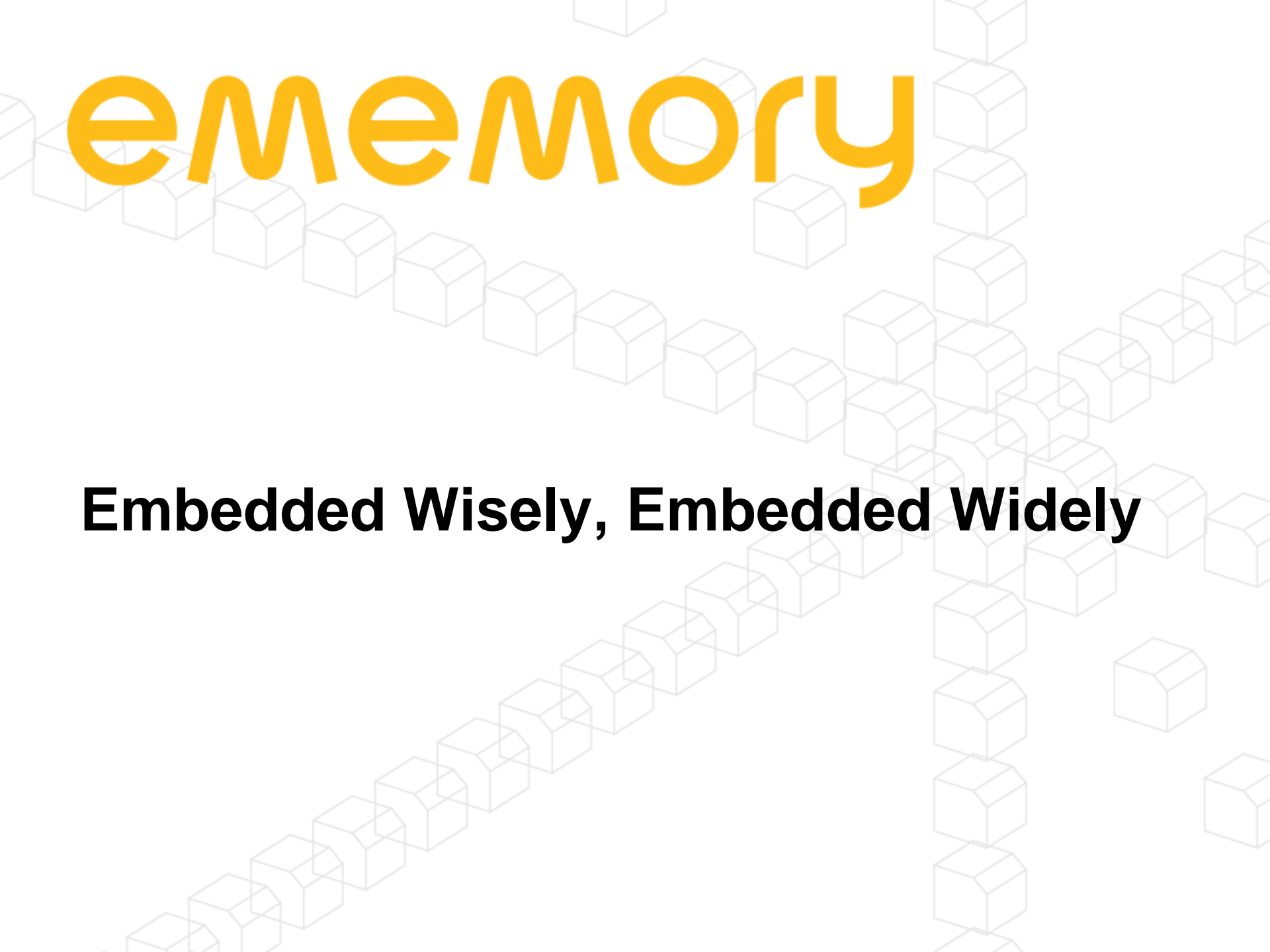
Growth in advanced technology

- Higher royalty per wafer is contributed from more advanced technology nodes.

Great IoT era

- Embedded Logic NVM will be a must.

Q & A



ememory

Embedded Wisely, Embedded Widely